

Vocabulary

- Cell
- Tissue
- Organ
- Organ System
- Circulatory System
- Digestive System
- Endocrine System
- Excretory System
- Integumentary System
- Lymphatic System
- Immune System
- Muscular System
- Nervous System
- Reproductive System
- Respiratory System
- Skeletal System

Animal System Interactions

Directions: For each of the five images below, describe the body systems that are involved in the action shown. Also, explain the role different body systems play in the action. Try to link as many body systems to the action as possible.




	Image	Body Systems Involved in Action
1.	<p>Kicking a Soccer Ball</p>  <p><small>Rdkeeman. Association football (soccer). Bloomington, Indiana. Retrieved from https://commons.wikimedia.org/w/index.php?curid=70797</small></p>	
2.	<p>Eating a Meal</p>  <p><small>Public Domain.</small></p>	
3.	<p>Fear and Panic</p>  <p><small>Bantosh. Actress demonstrating initial reactions of fear and panic. Retrieved from https://en.wikipedia.org/wiki/Wikipedia:Featured_picture_candidates/Cross_country_running#/media/File:Crosscountryyou.jpg</small></p>	

	Image	Body Systems Involved in Action
4.	<p>Recovering from a Broken Bone</p>  <p><small>Enareksi. Short leg cast. Retrieved from https://upload.wikimedia.org/wikipedia/commons/c/c1/Short_leg_cast.jpg</small></p>	
5.	<p>Sick with Fever</p>  <p><small>Courtney Carmody. 24/365 - Dear Flickr, I'm Sick. Retrieved from https://www.flickr.com/photos/calamity_photography/4780572510</small></p>	